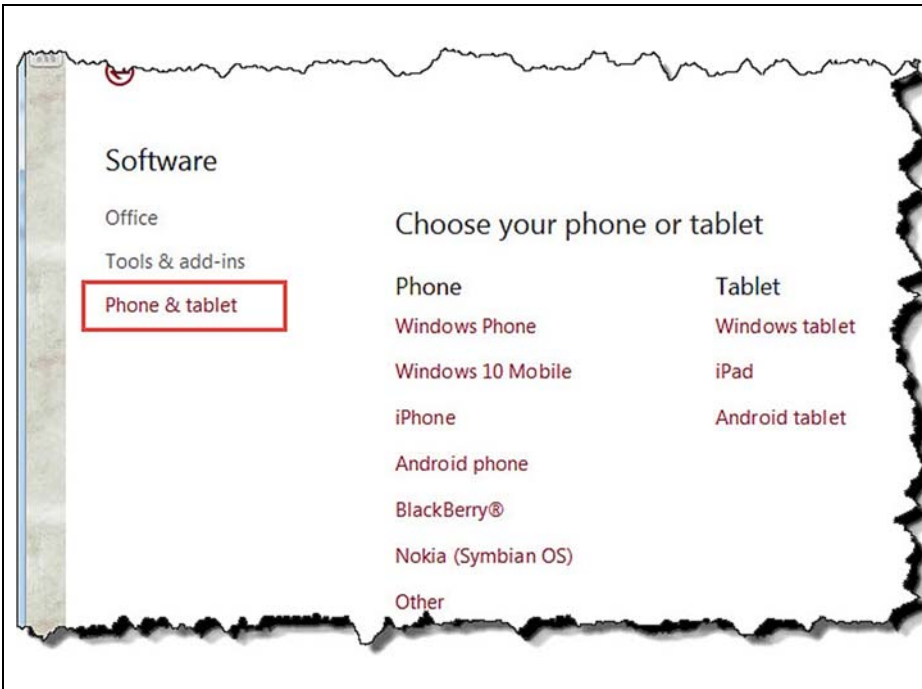
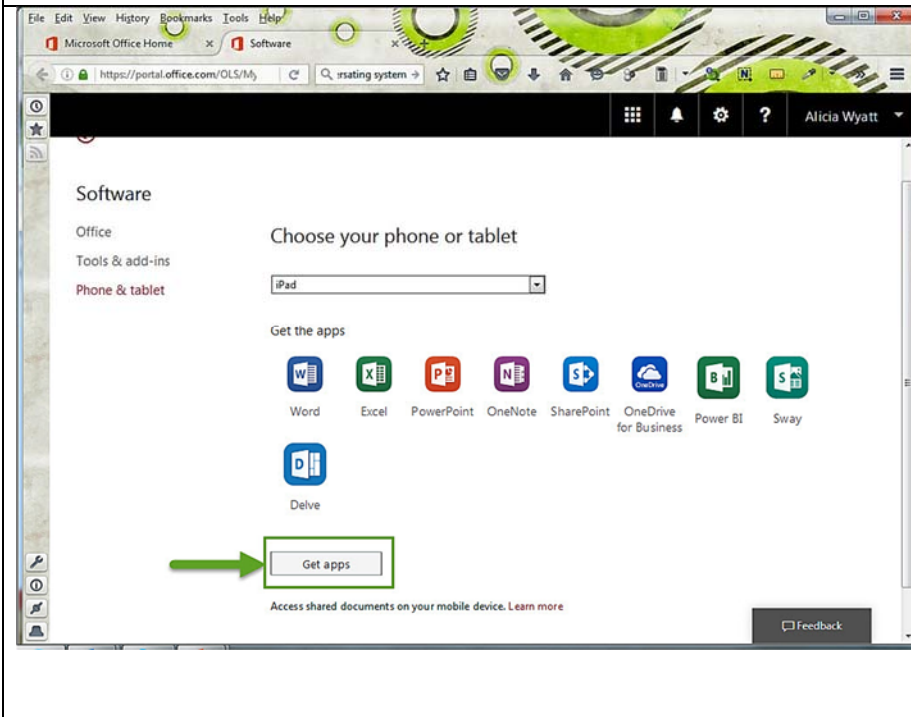


### Installing Office 2016 apps for your mobile devices

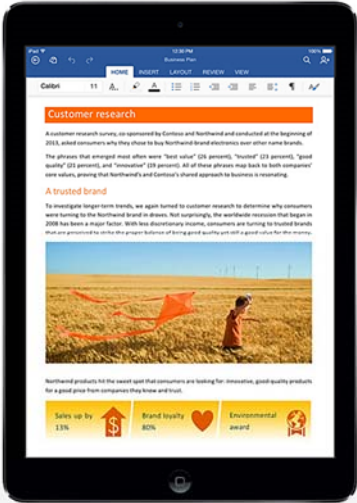


If you want to use mobile devices as well as your computer to view your files, you can click on the link for “Phone and Tablet” apps. As you choose the apps that match the devices you own, you can request a link to install that software on your device. All of the devices will use the same log in credentials, allowing you to see all your files from all your devices.



Choose your device, then click the button for “get apps”.

## How to install Office 365 apps








### Office on your iPad and iPad Pro


Get Word, Excel, PowerPoint, Outlook, and OneNote applications optimized for your iPad® and iPad Pro\*.

Enter your email and we'll send a download link.

[Send email](#)

 Word  Excel  PowerPoint  Outlook

 OneNote



\*Availability may vary by country/language. A qualifying Office 365 subscription is required to create and edit documents in Word, Excel and PowerPoint on the iPad Pro™.

You will be able to request an email link to be sent, or you can click on the button to go directly to the app store. The apps are easy to find and should not cost anything.